



Epoxy Flooring Colours - Australian standards AS2700



Off White Y35




Pale Primrose Y33




Cream Y34




Warm White X33




Raffia X31



Shell Pink R41



Ghost Gum R33



Apple Blossom R32



Parchment Y43



Primrose Y21



Manilla Y45




Magnolia X32



Pale Ochre X21



Salmon Pink R42



Mushroom Pink R34



Dusty Pink P31



Chamois Y52



Custard Y22



Sand Y44




Biscuit X42



Butterscotch X11



International
Orange R11



Possum R44



Rose Pink R25



Straw Y24



Deep Cream Y25



Sandstone Y53



Beige X43



Apricot X23



Scarlet R12



Cinnamon X45



Lilac P23



Olive Yellow Y41



Canary Y11



Oatmeal Y54



Driftwood X34



Pumpkin X12



Terra Cotta R52



Signal Red R13



Violet P13



Bronze Olive Y51



Wattle Y12



Deep Stone Y55



Mushroom Y65



Marigold X13



Red Gum R53



Waratah R14



Mulberry P42



Ti-Tree G65



Sunflower Y15



Buff X41



Wombat X61



Orange X15



Venetian Red R62



Crimson R15



Plum P52




Slate G64 *Clifford*



Golden Yellow Y14



Coffee X52



Dark Earth X62




Golden Tan X53



Red Oxide R63



Raspberry R54



Maroon R65




Black Olive Y61



Vivid Yellow Y13




Nut Brown X55



Chocolate X64




Tan X51



Deep Indian Red
R64



Claret R55



Dark Brown X65

							
Mist Blue B33	Light Grey Blue B44	Pale Blue B35	Glacier G42	Lily Green Y31	Eucalyptus G52	Pearl Grey N11	Pastel Grey N12
							
Powder Blue B32	Grey Blue B43	Smoke Blue T33	Opaline G32	Surf Green G43	Rain Forest Green G15	Cloud Grey N22	Silver Grey N24
							
Bluebell B41	Aqua B25	Cootamundra T45	Serpentine G22	Chartreuse G45	Bottle Green G11	Light Grey N35	Koala Grey N45
							
Ultramarine B21	Harbour Blue B24	Blue Gum T44	Verdigris G31	Palm Green G44	Dark Green G61	Lichen G55	Blue Grey N53
							
Rich Blue B11	Mid Blue B15	Turquoise T15	Jade G21	Lettuce G33	Mustard Y42	Banksia G53	Pewter N63
							
Sapphire B14	Bright Blue B23	Oriental Blue T22	Emerald G13	Lime Green G35	Brown X54	Green Grey N32	Basalt N54
							
Royal Blue B12	Dark Grey Blue B53	Blue Jade T24	Shamrock G23	Fern Green G24	Ironbark X63	Oyster N41	Lead Grey N55
							
Navy Blue B13	Peacock Blue T53	Malachite T14	Moss Green G14	Avocado G34	Deep Bronze Green G63	Storm Grey N42	Dark Grey N64
							
Midnight Blue B62	Mountain Blue T51	Teal T63	Holly G12	Olive G25	Charcoal B64	Mid Grey N52	Graphite Grey N65

PLEASE NOTE

The colour swatches above give a guide to colours that are generally available from Clifford Flooring. The colours are only approximate, due to the inherent difference between the printing process and the actual colour.